

03/10/2017

The fund holds 12 long investments and is 55% gross invested. In addition, we continue to maintain exposure to the Yen put position (vs the USD).

Activity during the quarter included buying initial investments in Schlumberger Limited and Tikkurila Oyj.

There was a familiar rhythm to these investments consistent with other investments the fund holds. Including we -

- Have been interested in both businesses for a number of years.
- Perceive they have highly desirable characteristics that are defensible and durable.
- Both businesses hold sizable positions in their relevant markets and have meaningful and attractive internal reinvestment opportunities.
- Regard that both are rational stewards of capital.

We invested in these businesses after periods of medium term and short term share price weakness. There is a high degree of ongoing short term risk and uncertainty regarding both investments. Our sense is this immediate focus is providing the fund with an attractive longer term investment opportunity in these two businesses.

Miles, Nigel & Toby

Returns (to 30/09/2017)	Fund
Since inception* (annualised)	10.3%
Since inception* (cumulative)	108.0%
Rolling 5 year (annualised)	15.0%
Rolling 3 year (annualised)	8.3%
Rolling 1 year	8.4%
Standard deviation	9.0%

Financial Year	2010	2011	2012	2013	2014	2015	2016	2017	2018
July		1.14%	-1.95%	-3.06%	2.03%	1.98%	0.45%	-1.62%	-1.57%
August		-0.33%	-0.32%	0.45%	1.42%	-0.39%	-1.39%	-0.18%	1.21%
September		0.60%	-2.18%	1.89%	0.52%	4.18%	-1.19%	1.34%	3.04%
October		2.12%	0.83%	1.30%	1.43%	2.53%	0.27%	-0.21%	
November		0.47%	-1.22%	-2.46%	3.97%	11.10%	0.60%	4.50%	
December		-0.24%	0.27%	6.93%	1.13%	3.00%	-3.07%	2.46%	
January		0.31%	0.84%	9.92%	-0.54%	0.97%	-1.77%	-5.16%	
February		1.78%	0.02%	2.69%	-0.81%	1.57%	1.77%	-0.59%	
March		1.06%	5.59%	-0.44%	-1.45%	-0.04%	-0.84%	1.21%	
April	*0.04%	-1.94%	1.62%	4.45%	0.08%	0.32%	1.72%	1.34%	
May	-0.78%	1.01%	-0.37%	8.63%	1.29%	0.47%	4.12%	1.84%	
June	-0.76%	-0.70%	-2.58%	1.68%	0.02%	-2.61%	-0.79%	0.37%	
Financial Year	-1.49%	5.33%	0.29%	36.06%	9.33%	24.95%	-0.31%	5.10%	
Calendar Year		-3.10%	10.12%	43.95%	22.40%	-3.70%	10.76%		

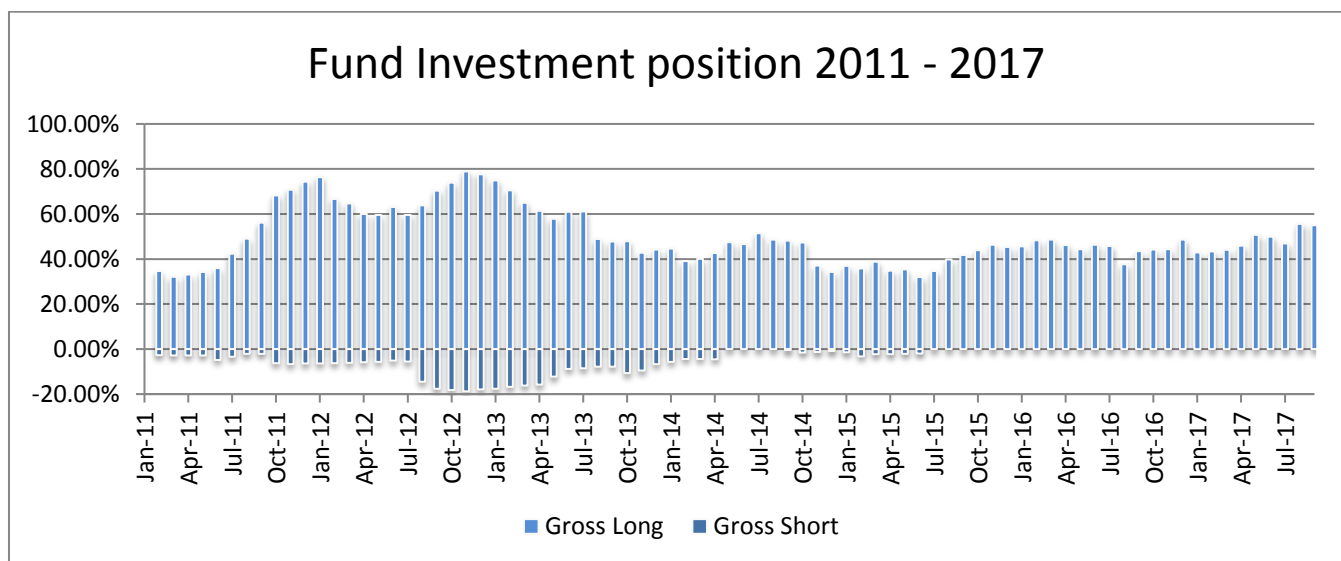
* Inception date: 15/04/2010. Past Performance is not a reliable indicator of future performance and no guarantee of future returns is implied.

- The fund's daily unit price and distribution details can be downloaded via this [link](#).

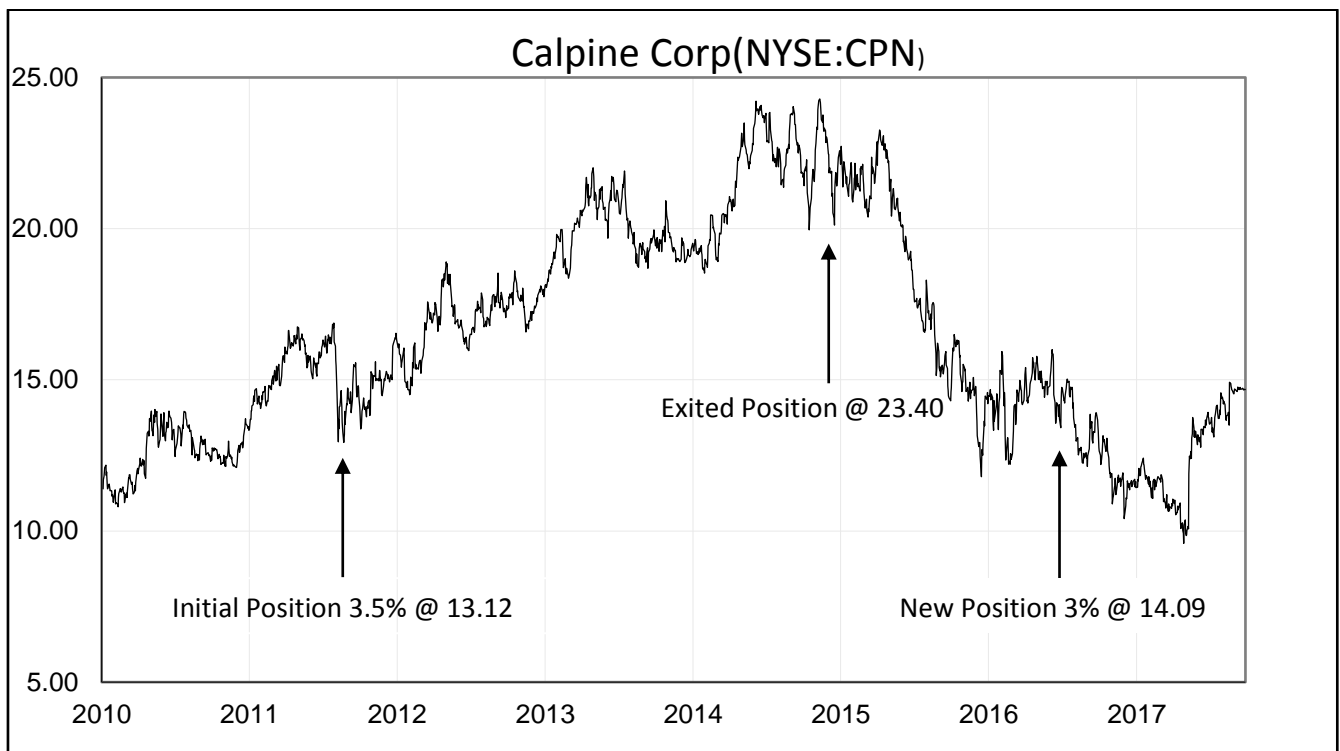
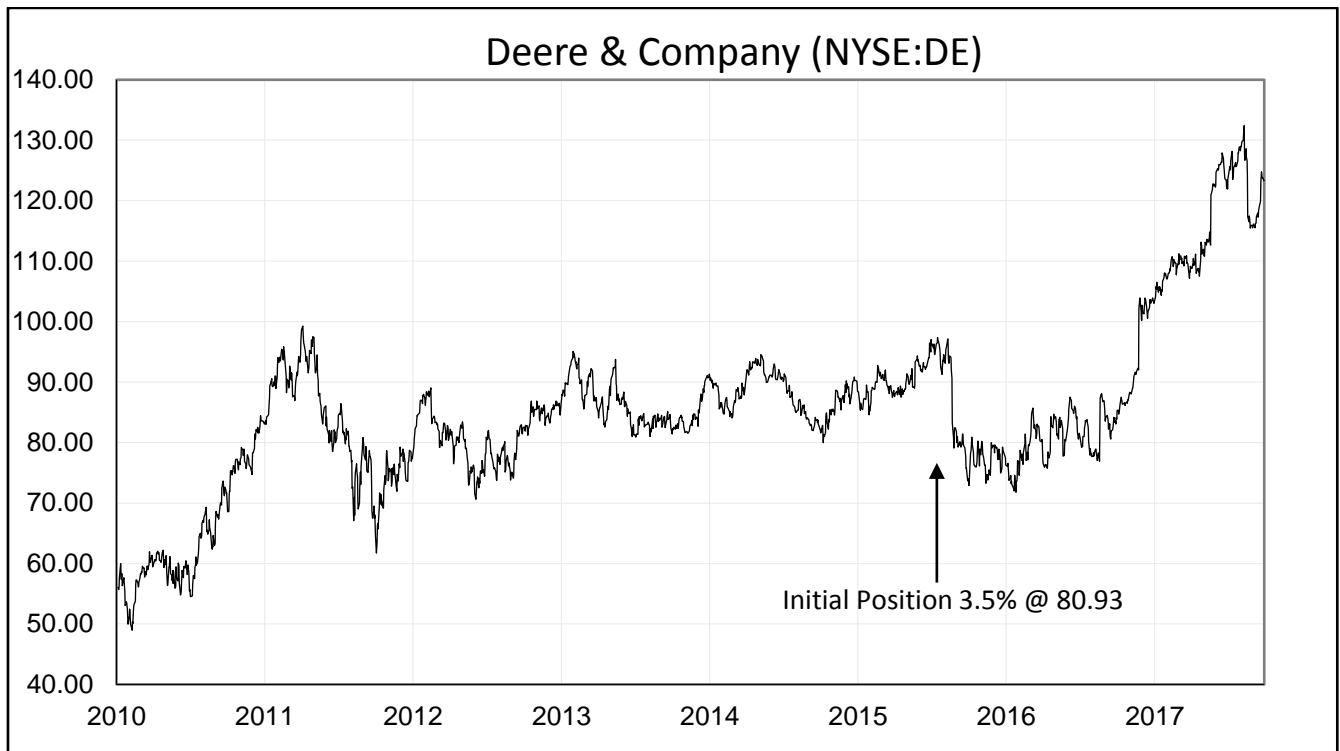
	Australia		United States		UK/Europe		Total	
	%	no/.	%	no/.	%	no/.	%	no/.
Tenet 1: Gen Co.			4	1	3	1	8	2
Calpine Corp			4	1				
Verbund					3	1		
Tenet 2: Infrastructure related			14	2			14	2
Undisclosed			7	1				
Undisclosed			6	1				
Tenet 3: Paint / Coatings					10	2	10	2
Akzo Nobel					6	1		
Tikkurila					4	1		
Tenet 4: Oil Related	4	1	4	1			8	2
Santos Ltd	4	1						
Schlumberger			4	1				
Deere & Company			4	1			4	1
Dover Downs Gaming			2	1			2	1
Topps Tiles					3	1	3	1
Undisclosed					6	1	6	1
Gross long	4	1	28	6	22	5	55	12
Gross short								
Gross invested position	4	1	28	6	22	5	55	12
Derivatives (annual cost)							3	3
Notes: Totals may not add due to rounding. Data as at 30 th September 2017.								

	Long (%)	Short (%)	Currency (%)
Australia	4	0	54
United States*	28	0	28
UK/Europe*	22	0	18
Total	55	0	100
Derivatives (annual cost)	3		

Notes: Data as at 30th September 2017. * Euro & USD approximate only.



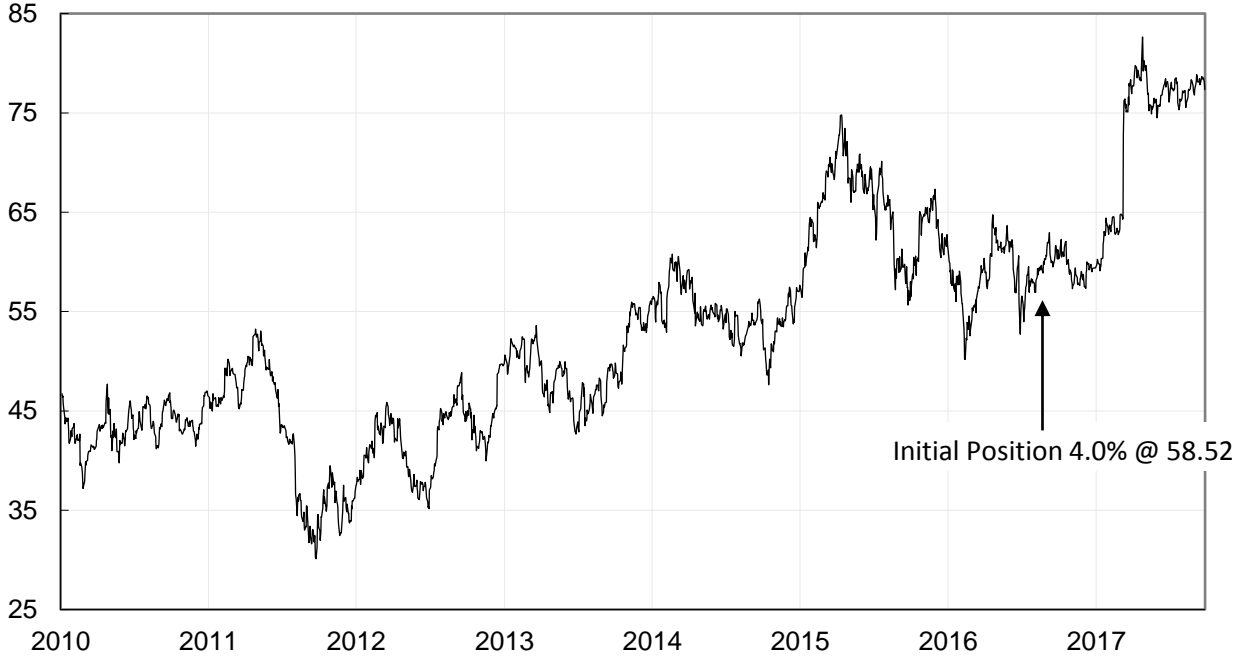
Appendix: Charts



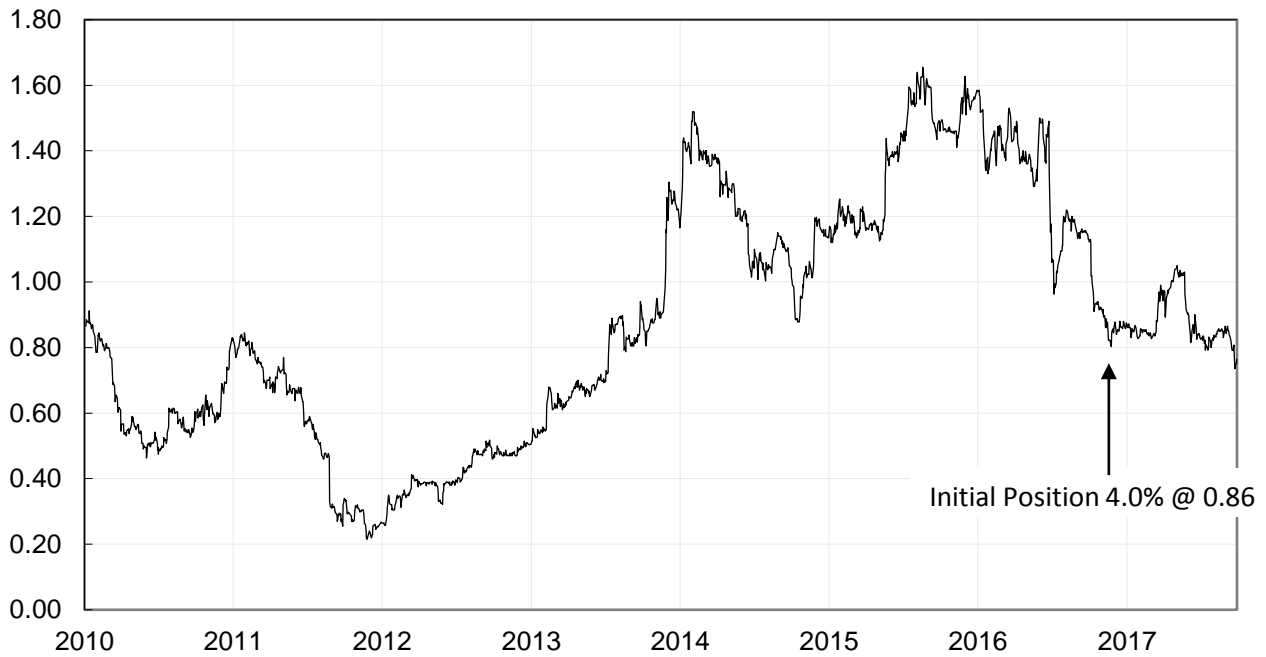
Santos Ltd (ASX:STO)



Akzo Nobel N.V. (ENXTAM:AKZA)

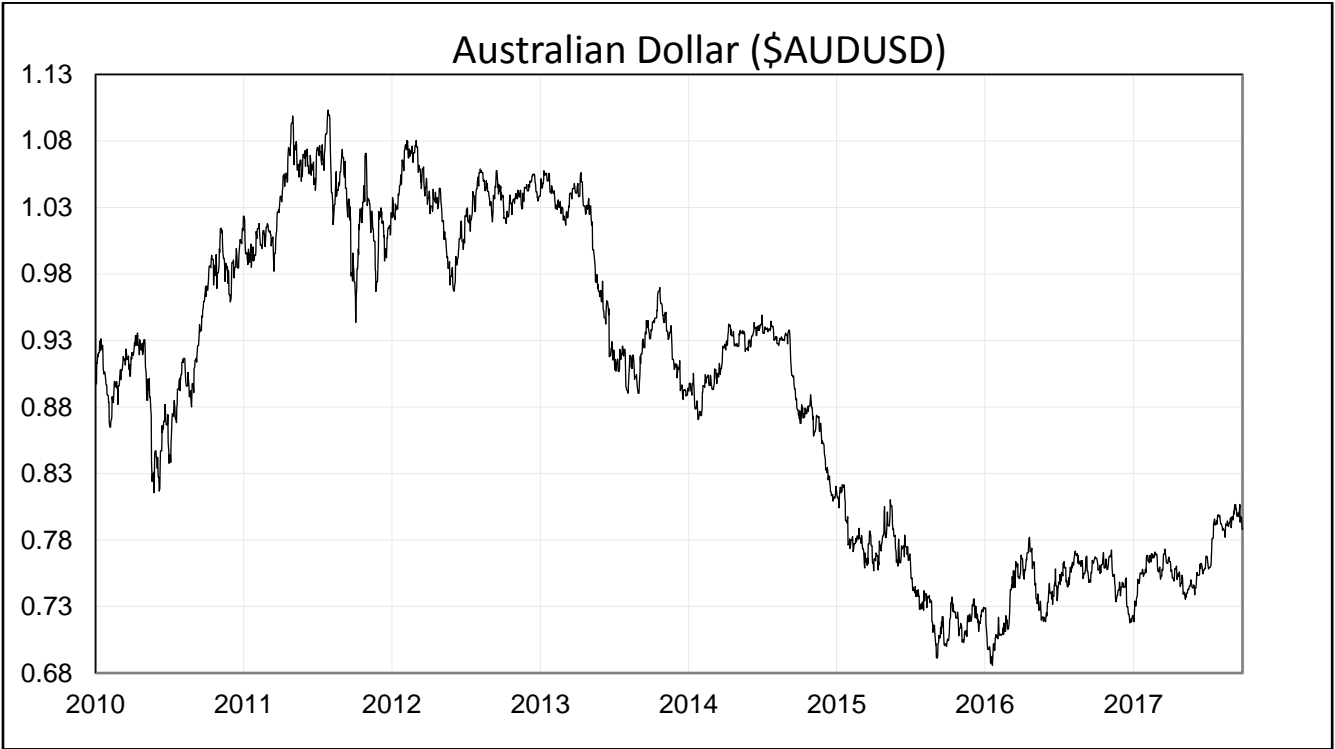
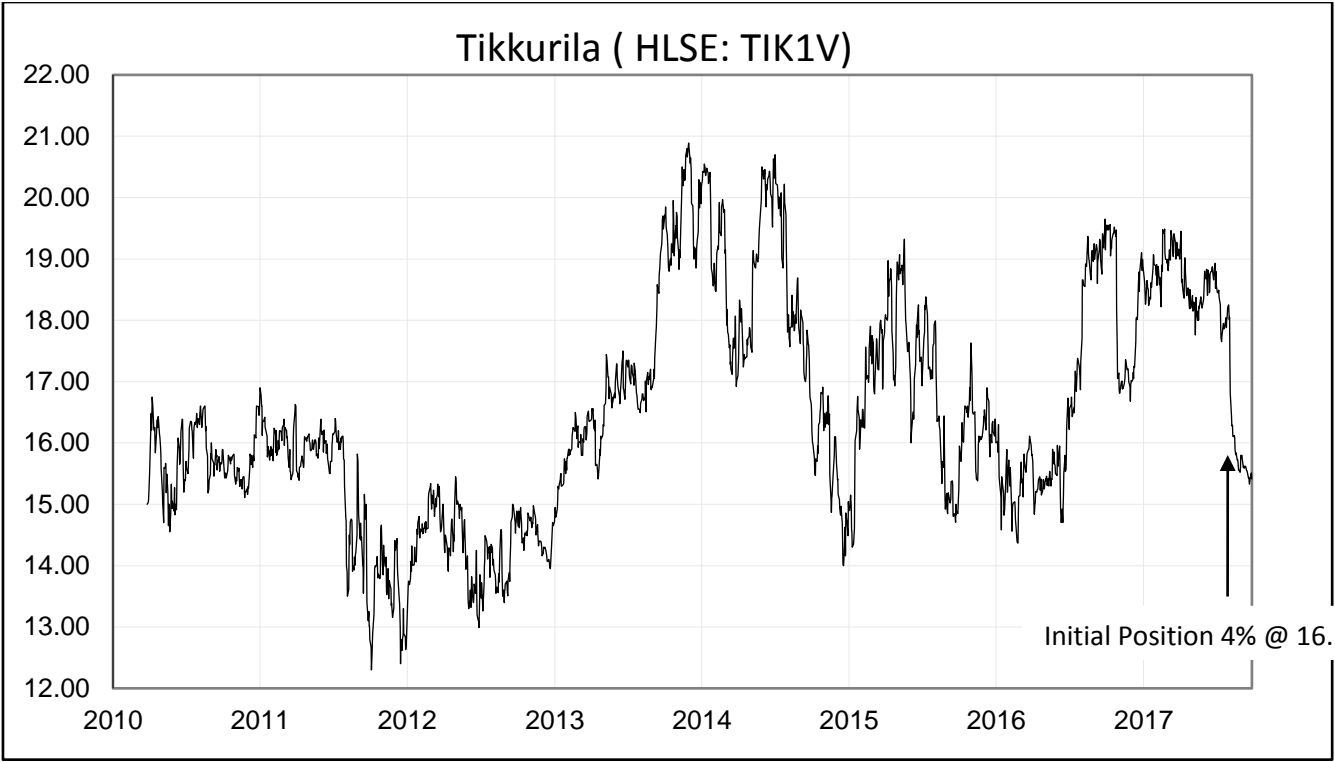


Topps Tiles Plc (LSE:TPT)

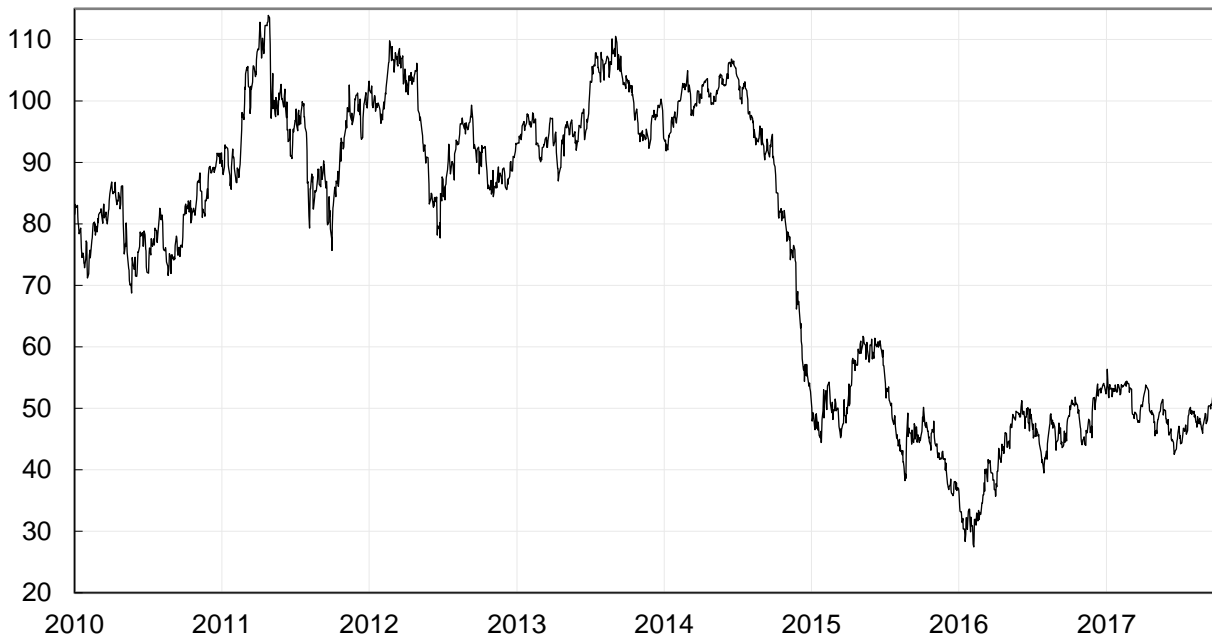


Schlumberger Limited (NYSE:SLB)





Crude Oil (NYMEX:^CL)



Japanese Yen (\$JPYUSD)



Terms and conditions

This document is only made available to wholesale clients as that term is used in sections 761G and 761GA of the Corporations Act 2001 (Cth).

Long Tail Asset Management Pty Limited holds an AFS Licence (number 341474). The information provided in this document is only intended to describe the activities of the Fund to existing and prospective investors. As such the information is generic in its nature and does not and cannot take into account an investor's objectives, financial position or needs. Investors should rely upon their own enquiries and analysis as to the merits and risks in deciding whether to make any investment and seek appropriate advice as necessary prior to making any investment decision. The document contains general financial product advice only.

You should understand that any forecasts or opinions in this document regarding the direction or prospects of any investment or market are based on a number of assumptions and may not be realised. Such forecasts or assumptions may change from time to time without notice to you.

Long Tail Asset Management Pty Limited has taken all reasonable care and believes that the information in this document is correct and accurate but no warranty or assurance is made with respect to its completeness, currency or accuracy, and neither Long Tail Asset Management Pty Limited nor its related bodies corporate, agents, Directors, officers, employees or advisers are, to the extent permitted by law, responsible for loss or damage suffered as a result of reliance by any investor or prospective investor on any statements, opinions or data contained in this document.

Copyright on the information in this document is owned by Long Tail Asset Management Pty Limited. You may use and copy the information for your personal use only. Long Tail Asset Management Pty Limited expressly prohibits the reproduction, transmission, or distribution of this information for any other purpose without the written permission of Long Tail Asset Management Pty Limited.

Investors should be aware of the risks of investing in products offered by Long Tail Asset Management Pty Limited. Prior to investing in a Fund operated by us you should read the Information Memorandum carefully and fully understand the risk factors.

Long Tail Asset Management Pty Limited does not guarantee or assure the return of all or any capital invested, nor the performance or profitability of its Fund. Investors should be aware that past performance of the Fund is not indicative of the performance which may be achieved in the future and is not a reliable indicator of future performance. No representation is made that profits will be achieved on behalf of the Fund or losses will be avoided in the future.

To the maximum extent permitted by law, the information and opinions contained in this document are provided without any warranty of any kind. Long Tail Asset Management Pty Limited and its associates expressly disclaim all liability for any loss or damage of any kind (including direct, indirect, special and consequential loss and damage of business revenue, loss of profits, loss or corruption of data, failure to realise expected profits or savings or other commercial or economic loss of any kind), whether reasonably foreseeable or not, incurred or suffered by any person arising out of or in any way related to this document.